

PERFORMANCE DATA

Individual Module (IP)

Unit Size	Inlet Size	Airflow (cfm)	Face Velocity (fpm)	Static Pressure (in. w.g.)	NC
24 in. x 24 in.	10 in. x 3 in.	100	25	0.05	19
		120	30	0.07	24
		140	35	0.09	29
	14 in. x 3 in.	100	25	0.04	-
		120	30	0.06	-
		140	35	0.08	19
24 in. x 48 in.	20 in. x 3 in.	200	25	0.05	19
		240	30	0.07	24
		280	35	0.09	29

Performance Notes:

1. Airflow given in cubic feet per minute (cfm).
2. All pressure drops are in inches water gauge (in. w.g.).
3. Velocity given in feet per minute (fpm)
4. Static pressure and NC performance assumes fully open damper and no filter.
5. Blanks "-" indicated NC level below 15.
6. NC = Noise Criteria. NC values are based on room absorption of 10dB re 10⁻¹² watts.
7. Testing in accordance with ASHRAE standard 70.

Array (IP)

Configuration	Quantity 24 in. x 24 in. Modules	Quantity 24 in. X 48 in. Modules	Inlet Quantity	Inlet Size	Inlet Velocity (fpm)	AirFlow (cfm)	Face Velocity (fpm)	Static Pressure (in. w.g.)	Static Pressure with HEPA filter (in. w.g.)	NC
A	2	8	2	24 in. x 10 in.	540	1800	25	0.05	0.18	25
					648	2160	30	0.07	0.23	31
					756	2520	35	0.09	0.27	35
B	2	6	2	24 in. x 8 in.	525	1400	25	0.05	0.18	24
					630	1680	30	0.07	0.23	30
					735	1960	35	0.09	0.27	35
C	0	6	1	32 in. x 10 in.	540	1200	25	0.05	0.18	22
					648	1440	30	0.07	0.23	28
					756	1680	35	0.09	0.27	32

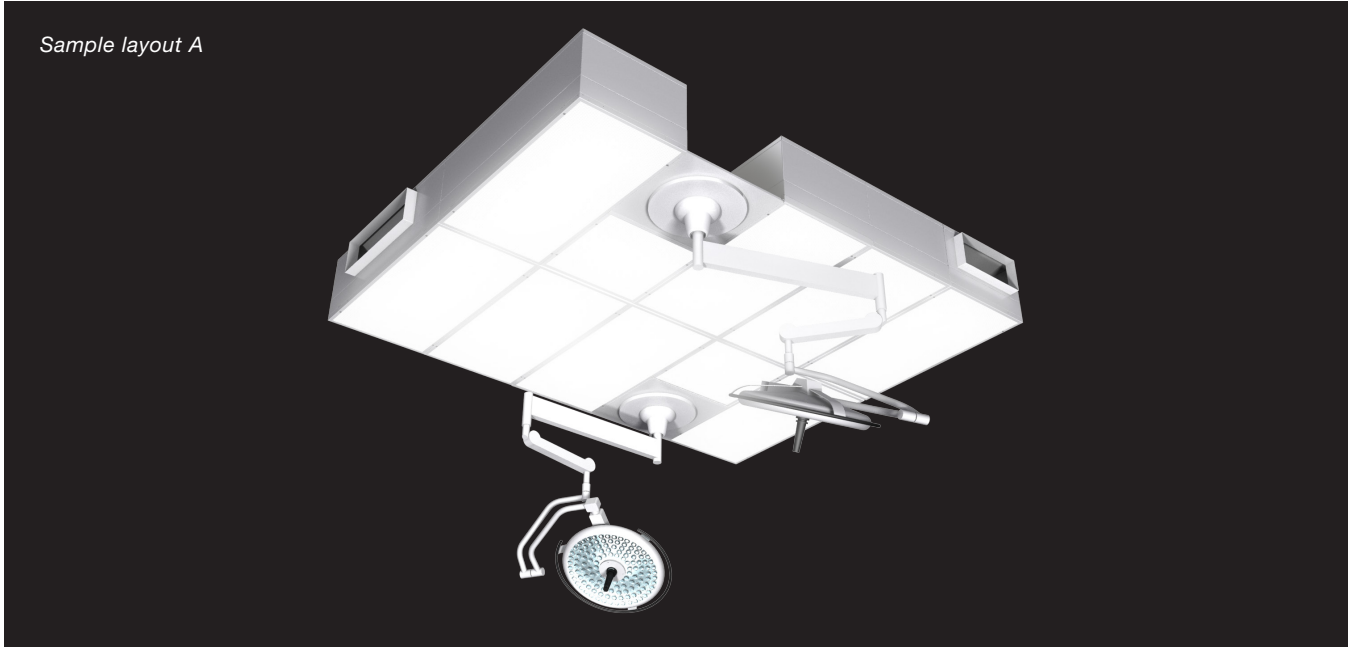
Performance Notes:

1. Airflow given in cubic feet per minute (cfm).
2. All pressure drops are in inches water gauge (in. w.g.)
3. Velocity given in feet per minute (fpm)
4. Static pressure and NC performance assumes fully open damper.
5. Blanks "-" indicated NC level below 15.
6. NC = Noise Criteria. NC values are based on room absorption of 10dB re 10⁻¹² watts.
7. Testing in accordance with ASHRAE Standard 70.

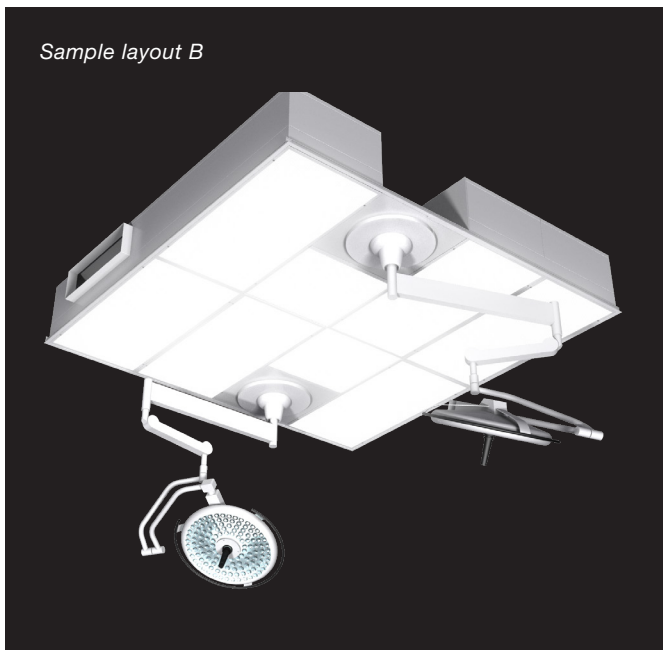
ULTRASUITE®

Operating Room Diffuser System with LED Lighting

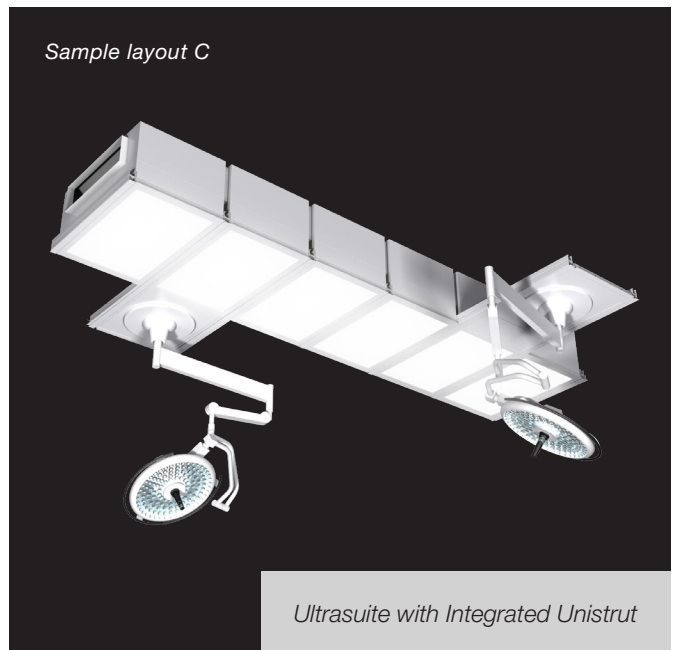
Sample layout A



Sample layout B



Sample layout C



Ultrasuite with Integrated Unistrut